

# United States Federal Census 1890-1930











Many of the German Russian [GR] researchers who are members of the GRHS, desire to chase the history of their families after coming to this country in the 1880s, 1890s and later. Granted there are some of our Black Sea GR families who started showing up in North America before the 1880s, but their patterns were not that well defined until the 1880s when they started coming in greater numbers.

A book that is highly recommended is the Sallett book, that was translated by Armand Bauer and LaVern Rippley and is sold by GRHS, to gain an understanding of when our GR peoples came to this country and where they settled.

There exists adequate "Census" information concerning the Federal Census of 1890, 1900, 1910, 1920 and 1930 to fill several volumes of books. Here in this brief description of the GRHS Clearing House efforts in regards to these census, we will tend to gloss over much of the in-depth information and provide links below where a researcher can find information concerning the various census.

Rather, here we would like to more slant the insight into the indexing of the various census. We have an early history of working on census, that was more an extraction than just a simple index. Those products are found on Odessa 3 among other similar works of that nature.

-  [Barnes County, ND, 1900 \(E. Kurtz\)](#)
-  [Barnes County, ND, 1910 \(E. Kurtz\)](#)
-  [Barnes County, ND, 1920 \(E. Kurtz\)](#)
-  [Campbell County, SD, 1910 \(M-L Harding\)](#)
-  [Clark County, SD, 1900 \(M. Simpson\)](#)
-  [Clark County, SD, 1910 \(M-L Harding\)](#)
-  [Clay County, NE, 1880 \(P. Rasfeld\)](#)
-  [Clay County, SD, 1900 \(M. Simpson\)](#)
-  [Charles Mix County, SD, 1910 \(M-L Harding\)](#)
-  [Codington County, SD, 1900 \(M. Simpson\)](#)
-  [Davison County, SD, 1900 \(M. Simpson\)](#)
-  [Day County, SD, 1900 \(M. Simpson\)](#)
-  [Deuel County, SD, 1900 \(M. Simpson\)](#)
-  [Door County, WI, 1920 \(P. Rasfeld\)](#)
-  [Douglas County, SD, 1900 \(M. Simpson\)](#)
-  [Edmunds County, SD, 1900 \(M. Simpson\)](#)
-  [Fall River County, SD, 1900 \(M. Simpson\)](#)
-  [Faulk County, SD, 1900 \(M. Simpson\)](#)
-  [Grant County, SD, 1900 \(M. Simpson\)](#)
-  [Grimes County, TX, 1900 \(F. Mock\)](#)
-  [Grimes County, TX, 1910 \(F. Mock\)](#)
-  [Grimes County, TX, 1920 \(F. Mock\)](#)
-  [Hamilton County, NE, 1920 \(P. Rasfeld\)](#)
-  [Kochanow, Russian Poland Records \(J. Frank\)](#)


-  [McKenzie County, ND, 1910 \(M. Simpson\)](#)
-  [McPherson County, SD, 1900, Part I \(D. Batterman\)](#)
-  [McPherson County, SD, 1910 \(M-L Harding\)](#)
-  [Mercer County, ND, 1910 \(M. Simpson\)](#)
-  [Morton County, ND, 1910 \(M. Simpson\)](#)
-  [Oconto County, WI, 1880 \(P. Rasfeld\)](#)
-  [Seneca County, NY, 1925 \(M.L. Harding\)](#)
-  [South Russian Mennonite Census, 1795-1814 \(A. Peters\)](#)
-  [Walworth County, SD, 1900 \(LaR. Ketterling\)](#)
-  [Walworth County, SD, 1910 \(LaR. Ketterling\)](#)

Today, at GRHS, we in the Clearing House are tending more towards the idea of simple indexes rather than labor intensive projects. We must remember, it is our job who prepare these works for the GR researcher, is to provide an aid to their research as the researcher basic requirement is to trace their ancestors and family data down to the raw data themselves, not to stop short at an indexing or somebody else's extraction.

So in that vain, the following is the current thinking as to what a simple index format is suppose to be.

<b>Last</b>	<b>First</b>	<b>Age</b>	<b>Year</b>	<b>County</b>	<b>Sheet</b>	<b>Township/Range</b>	<b>Remarks</b>
MEDKE	August	27	1920	Grant	69-01A	Antelope	
MEDKE	Julia	18	1920	Grant	69-01A	Antelope	
MEDKE	Maria	1 1/2	1920	Grant	69-01A	Antelope	
MEDKE	Ida	3 mo	1920	Grant	69-01A	Antelope	

This is a sample of the 1920 Grant County ND Census.

An Excel file with this template 

Anyone contemplating working a census up into an index should make contact with the US Census Clearing House Coordinator, and have a discussion so as not to duplicate other work, and ensure proper considerations are made before starting such a project.

There are many of the census on-line as you will find when you review the data below. You will also find that there are efforts for others to index many of the census we are interested in.

At GRHS, we have several of the various census either on films or on CDs. If you are going to be visiting the library in Bismarck, it might be worthy to make notes so you can gain copies of some of the pages of the census you will find in the library there.

If you are interested in taking an active role in any way with the many census that the GRHS membership is interested in, please gain contact with the GRHS Clearing House US Census Coordinator. We can use all of the help and energy we can find to make this a rich scene for our fellow researchers.

Please review the below related sites.



# United States National Archives Census - General Information

<http://www.archives.gov/genealogy/census/>

## 1890

*Updated February 7, 2005*

On January 10, 1921, a fire in the Commerce Department building, Washington, DC, resulted in the destruction of most of the 1890 census, to the woe of researchers ever since. For more detailed information, see Kellee Blake, "'First in the Path of the Firemen:' The Fate of the 1890 Population Census," *Prologue: Quarterly of the National Archives*, Vol. 28, No. 1, pp. 64-81 (Spring 1996), [Part 1](#) and [Part 2](#).

For those records available, go here;

<http://www.archives.gov/genealogy/census/population/1890.html>

## 1900

<http://www.archives.gov/publications/microfilm-catalogs/census/1900/part-01.html>

## 1910

<http://www.archives.gov/publications/microfilm-catalogs/census/1910/general-info.html>

## 1920

<http://www.archives.gov/publications/microfilm-catalogs/census/1920/part-01.html>

## 1930

FAQs

<http://1930census.archives.gov/FAQ.html>

<http://1930census.archives.gov/>

<http://www.archives.gov/genealogy/census/population/1930/>

---

---

## U.S. GenWeb – Census Indexing Projects

California

<http://www.us-census.org/states/california/>

Colorado

<http://www.us-census.org/states/colorado/>

Idaho

<http://www.us-census.org/states/idaho/>

Kansas

<http://www.us-census.org/states/kansas/>

Montana

<http://www.us-census.org/states/montana/>

Nebraska

<http://www.us-census.org/states/nebraska/>

North Dakota

<http://www.us-census.org/states/northdakota/>

Oregon

<http://www.us-census.org/states/oregon/>

South Dakota

<http://www.us-census.org/states/southdakota/>

Washington

<http://www.us-census.org/states/washington/>

All other states

<http://www.us-census.org/states/>